



Amperex Technology Limited

新能源科技有限公司

3503,Wharf Cable TV Tower, 9 Hoi Shing Road,Tsuen Wan,N.T, HongKong China

香港新界荃湾海盛路9号有线电视大楼35楼3号单元

Tel: 852-2498-0908 Fax: 852-2498-1101 http://www.ATLbattery.com

Issue: 2020-A

Doc No.: 2020-A-729

Issue Date: 4/28/2020

SAFETY DATA SHEET

1 Product & Company Identification

Product Identification

Chinese Name	锂离子电池
English Name	Lithium Ion Battery
Proper Shipping Name	Lithium Ion Battery
Product Description	Rechargeable lithium ion battery(2 Cells)
ATL Model Name	EB-BT875ABY (2774B9)
ATL PN	GB-S02-2774B9-010H/L; GB-S02-2774B9-310H/L
UN No.	UN3480
Capacity	7.76Ah
Nominal voltage	3.86V
Watt-hour	29.95Wh
Equivalent lithium content	2.33g
Approximate Weight	117.8g

Safety Data Sheet Provider Information

Manufacturer	Amperex Technology Limited
Address	3503,Wharf Cable TV Tower, 9 Hoi Shing Road,Tsuen Wan,N.T, HongKong China
Postcodes	999077
Telephone	852-2498-0908
Fax	852-2498-1101
E-mail Address	ND-EHS-M@ATLBattery.com

Emergency call

Emergency call	+86 5932582999
----------------	----------------

2 Hazardous Identification

As a whole, the battery is not dangerous in the correct use.	
Explosive risk	This article does not belong to the explosion dangerous goods
Flammable risk	This article does not belong to the flammable material

ATL confidential



Issue: 2020-A

Doc No.: 2020-A-729

Issue Date: 4/28/2020

Oxidation risk	This article does not belong to the oxidation of dangerous goods
Toxic risk	This article does not belong to the toxic dangerous goods
Radioactive risk	This article does not belong to the radiation of dangerous goods
Mordant risk	This article does not belong to the corrosion of dangerous goods
other risk	This article is Lithium-polymer battery, Watt hour rate 29.95Wh, which belong to the miscellaneous dangerous goods, as is described in IMDG CODE and IATA DGR.

3 Composition /Information on Ingredients

Important note: The battery should not be opened or burned. Exposure to the ingredients contained within or their combustion products could be harmful.

Component	CAS No.	EC No.	%/wt.
Cobalt lithium dioxide	12190-79-3	235-362-0	15-40
Ethyl propionate	105-37-3	203-291-4	15-40
Copper foil	7440-50-8	231-159-6	10-30
Aluminum foil	7429-90-5	231-072-3	10-30
Graphite	7782-42-5	231-955-3	7-25
Ethylene Carbonate	96-49-1	202-510-0	0-15
Propylene Carbonate	108-32-7	203-572-1	0-15
Lithium Hexafluorophosphate(1-)	21324-40-3	235-362-0	0-15
1,3-propanesultone	1120-71-4	214-317-9	0-1
Separator	9002-88-4	618-339-3	0-5

4 First Aid Measures

First Aid Measures

Under normal conditions of use, the battery is hermetically sealed.

Eye Contact	The ingredients in the battery can cause severe allergies and chemical burns. Open the upper and lower eyelids immediately and rinse the eyes with water for more than 15 minutes until no chemical remains. Then seek medical attention immediately.
Skin Contact	The ingredients in the battery may cause skin irritation or chemical burns. Remove contaminated clothing and wash skin with soap and water. Seek medical attention if chemical burns or irritation persists.



Issue: 2020-A

Doc No.: 2020-A-729

Issue Date: 4/28/2020

Ingestion	Ingesting the battery is harmful. The composition of the battery can cause severe chemical burns in the mouth, esophagus, and gastrointestinal tract. Do not induce vomiting or food or drink if you ingest the battery or disassemble the battery. Seek medical attention immediately.
Inhalation	Ingredients in the battery may cause respiratory allergies, and inhalation of vapor may cause upper respiratory tract and lung allergies. Breathe fresh air and seek medical attention immediately.

5 Fire Fighting Measures

Extinguishing media

Suitable fire extinguishing medium	Water or water mist, sand, fire blanket, dry powder or carbon dioxide fire extinguisher
Inappropriate extinguishing medium	None

Special hazards arising from this substance or mixture

1	In transportation and test engineering, risk factors such as electric box drop, extrusion, puncture, metal short circuit, liquid immersion may occur, and electric shock and fire risk may occur;
2	If in a confined space, there may be a risk of gas explosion.
3	Liquids leaking from accidents, including improper handling of fire water, pose a risk of environmental pollution.

Material prepare & training

Material prepare	
1	Water mist fire extinguisher: use 1 9-liter water mist fire extinguisher or 2 6-liter water mist fire extinguishers per 500KWH, which can extinguish ABCE fire (solid, non-flammable liquid, gas, electrical fire under 36KV). Or carry electric or manual sprayers as water mist extinguishers. Suspension type water - based fire extinguisher can be hung above the two cargoes.
2	Waterproof supplies: raincoat, rain boots, rubber gloves; Plastic wrap. Rags.
3	PPE: mask, high temperature gloves, safety glasses, half mask.
4	Smoke exhaust tools: every 20 meters 1 wall smoke exhaust fan, or mobile smoke exhaust fan. The vehicle has ventilation holes.
5	Explosion-proof tools: keep open, such as open environment, vehicles/equipment not airtight. The test must be closed equipment, such as high temperature furnace, high and low temperature impact test instrument. Copper foil with a diameter of 200mm and a thickness of 8 microns shall be placed on the



Issue: 2020-A

Doc No.: 2020-A-729

Issue Date: 4/28/2020

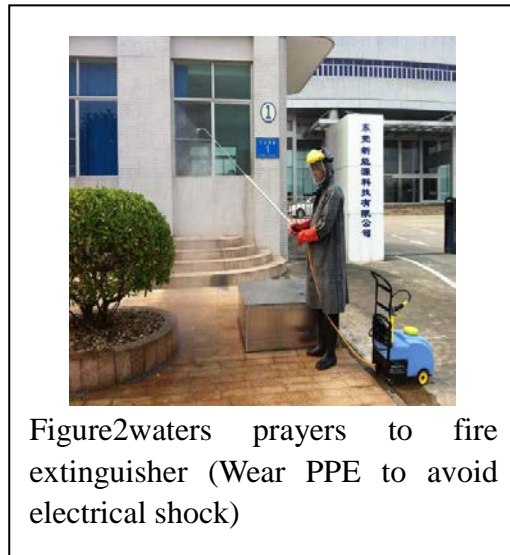
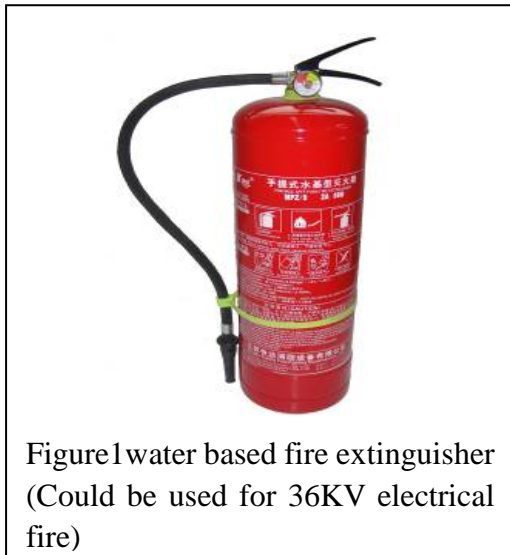
	equipment as pressure relief film. Room wall every 20 meters to have a fan, fan displacement at least 5,000 cubic meters per hour.
6	Neutralizing materials: prepare 10 kg of lime powder every 500KWH to neutralize the outflow electrolyte. The electrolyte will form HF at 8% of the weight when encountering water. Neutralize with alkaline materials.
7	Voltage measurement: multi-meter. Physically seal the current protection to avoid explosion of instrument by mistake.

Training skills

1	Turn on or move fan to exhaust smoke
2	Put out the fire with water mist extinguisher after wearing waterproof appliance. Measure the voltage with multi-meter after the battery is dried. After the test voltage is normal, wrap the insulation with plastic wrap, and then transport it.
3	The leaked electrolyte is neutralized with lime or NaOH powder at a ratio of 8% by weight
4	Use multi-meter to test voltage, pay special attention not to use the wrong gear (to physically close the current block), to prevent instrument explosion

Fire extinguishing precautions and protective measures

1	Alarm immediately when battery smoke or combustion is detected
2	Wear protective equipment, including respirators and masks. If water is used, PPE should include raincoats, rain boots, insulated gloves, etc.
3	Cut off the power supply
4	Using solid fire extinguishers, it is recommended to use fire extinguishers in the following order: water or mist, sand, fire blanket, dry powder, carbon dioxide fire extinguishers;
5	Exhaust smoke through fans or air circulation.
6	Drying, neutralizing. Dry by fan, if water is used, neutralize with calcium hydroxide.





6 Accidental Release Measures

On-site: Place the material a suitable container and alert the local police.

In water: When the battery pack is in water, there is a risk of slight electric shock; when electrolyzing water, hydrogen will be generated. Ventilation must be maintained to prevent hydrogen accumulation and explosion in closed space. If possible, remove the batteries or modules from the water and alert the local police.

7 Handling & Storage

One of the most important risks in the transportation of batteries and battery power equipment is the short circuit of batteries caused by contact between the two poles of batteries with other batteries, metal objects or other conductors. Therefore, packaged batteries and battery cells must be separated in an appropriate way to prevent short circuit and electrode damage. In addition, batteries and battery cells must be packaged in strong external packaging or installed in equipment.

Handling

1	Do not make excessive physical impact or vibration on batteries.
2	Short circuit should be avoided, although a few seconds of short circuit will not have a serious impact on the battery. A long short circuit can cause the battery to lose energy quickly and generate enough heat to burn the shell.
3	The sources of short circuit include the random placement of batteries in bulk containers or various metal objects used in battery assembly on equipment. In order to minimize the risk of short circuit of batteries, the protection measures of batteries should be provided when the batteries are transported and stored.
4	Batteries cannot be disassembled or deformed.
5	Do not expose the battery to water when it breaks. Operators need insulation protection when handling battery packs that exceed 50V.

Storage

1	When lithium-ion batteries are stored for a long time, their charging capacity should be between 25% and 75%.
2	Store in a cool, dry and well ventilated area.



3	Excessive temperature can lead to a series of battery problems, such as leakage or rust.
4	Do not put batteries in open fire.

8 Exposure Control/Personal Protection

Important note: The lithium battery is normally sealed and the powder has no fluidity and will not pose a danger to the contact person. It is strictly forbidden for non-professionals to dismantle batteries or cores without permission.

Engineering Control

Keep away from heat sources and fires and store in dry and cool areas.

9 Physical/Chemical Properties

Physical/Chemical Properties

Physical state	Solid
Color	Not Applicable
Odor	No Odor
Flash point	Not Applicable
Solubility in ethanol	soluble
Boiling Point	Not Applicable
Solubility in water:	Not Applicable
Vapor pressure	Not Applicable
Explosion limit	Not Applicable
Auto flammability	Not Applicable
Melting Point	Not Applicable
Freezing Point	Not Applicable

10 Stability & Reactivity

Stability & Reactivity

Stability	Good stability at standard temperature.
Reactivity	None
Notice	Do not touch water or acidic substances.



Products after decomposition: If the aluminum foil packaging of the battery is damaged, then do not contact strong oxidants, acidic substances and high temperature environment, and the electrolyte may volatilize to form hydrogen fluoride.

11 Toxicological information

No toxic substances will be produced during routine operation and use.

12 Ecological information

If batteries are to be scrapped, they should be selected and disposed of by professional companies.



13 Disposal considerations

Batteries cannot be discarded directly into sewers or directly discharged into the environment. They should be recycled and treated in accordance with local laws and regulations.

14 Transport Information

Air transportation

The lithium battery should accord with the International Air Transport Association (IATA DGR 61st Edition) requirements for transportation. The battery or cell should be packed and signed as following table. (If the cell's power less than 20Wh or battery's power less than 100Wh and the package according with PI-965 Section II, it is not classified as dangerous cargo)







UN NO.	Proper Shipping Name	Power	Package requirements	Label which need to paste
UN3480	lithium ion batteries	Cells > 20Wh Batteries > 100Wh	PI965 Section IA Limit per package: Pax A/C=Forbidden CAO ≤ 35 kg	Class9 lithium battery hazard label Cargo Aircraft Only label  
		Cells ≤ 20Wh Batteries ≤ 100Wh	PI965 Section IB NOTE: Use "IB" if package exceeds Section II	Class9 lithium battery hazard label lithium battery mark



Issue: 2020-A

Doc No.: 2020-A-729

Issue Date: 4/28/2020

			Limits Limit per package: Pax A/C=Forbidden CAO ≤10 kg	Cargo Aircraft Only label 
		Cells≤20Wh Batteries≤100Wh	PI965 Section II Limit per package: ≤2.7 Wh = 2.5kg; or cells > 2.7 Wh ≤ 20 Wh = 8 cells; or batteries > 2.7Wh ≤ 100 Wh = 2 batteries; Pax A/C=Forbidden	lithium battery mark Cargo Aircraft Only label 
UN3481	Lithium ion batteries contained in equipment	Cells>20Wh Batteries>100Wh	PI967 Section I Limit per package: Pax A/C ≤5 kg CAO ≤35 kg	Class9 lithium battery hazard label 
		Cells≤20Wh Batteries≤100Wh	PI967 Section II Limit per package: Pax A/C ≤ 5 kg CAO ≤5 kg	lithium battery mark 
UN3481	lithium ion batteries packed with equipment	Cells>20Wh Batteries>100Wh	PI966 Section I Limit per package: Pax A/C ≤5 kg CAO ≤35 kg	Class9 lithium battery hazard label 
		Cells≤20Wh Batteries≤100Wh	PI966 Section II Limit per package: Pax A/C≤5 kg CAO ≤ 5 kg	lithium battery mark 

Notes

1	Cells and/or batteries at a SOC of greater than 30% of their rated capacity may only be shipped with the approval of the State of Origin and the State of the Operator under the written conditions established by those authorities.
2	Packages prepared according to Section II of PI965 must be offered to the operator separately from other cargo and must not be loaded into a unit load device before being offered to the operator.
3	The lithium core and battery goods required by the packaging specification PI965 and PI968 II shall not be packed in the same outer package as other dangerous goods.



Issue: 2020-A

Doc No.: 2020-A-729

Issue Date: 4/28/2020

4	Ban lithium ion battery (UN 3480, PI965 Section IA or IB) with category 1 explosive material (except ammunition) 1.4, 2.1 flammable gas, flammable liquid, 4.1 3 flammable solid, 5.1 class antioxidant and other dangerous goods packaging in the same package.
5	Do not damage or mishandle this package. If package is damaged, batteries must be quarantined, inspected, and repacked.
6	Cells and batteries identified by the manufacturer as being defective for safety reasons, or that have been damaged, that have the potential of producing a dangerous evolution of heat, fire or short circuit are forbidden for transport.
7	Waste lithium batteries and lithium batteries being shipped for recycling or disposal are prohibited from air transport unless approved by the appropriate national authority of the State of origin and the State of the operator.
8	The lithium battery should pass the UN38.3 test, if the battery cannot pass the testing, it cannot transport, should redesign.

Ocean shipping

- Transportation refers to the IMDG CODE 39-18 Edition, which are managed according to UN NO 3480/3481 and packaged in the second category. Firm installation, isolation from each other, short circuit prevention, and packages with more than 24 lithium batteries or 12 lithium batteries: special procedures to be followed when damaged must be marked; a special procedures document to be followed when damaged is available on board.
- The clause 188 of IMDG CODE 39-18 Edition require the watt of lithium ion cell less than 20 is not classified as dangerous cargo and the watt of lithium ion battery less than 100 is not classified as dangerous cargo but need marked the WHR ratio label. Otherwise, the battery and module should packed in a strong outer packaging or be contained in equipment.
- The clause 230 of IMDG CODE 39-18 Edition requires the lithium battery testing should meets all requirements under UN Manual of Tests and Criteria Part III, subsection 38.3.

For more information, Call: +86-769-88989338.

15 Regulatory Information

Regulatory Information	See ACGIH exposure limits information as noted in Section3
US	This SDS meets/exceeds OSHA requirements.



Issue: 2020-A

Doc No.: 2020-A-729

Issue Date: 4/28/2020

International	This SDS conforms to European Union (UN), the International Standards Organization (ISO) and the International Labor Organization (ILO) and as documental in ANSI (American National Standards Institute) Standard Z400.1-2010.
Air transportation	According to Civil aviation industry standard MH/T1020-2018 Lithium Battery Air Transport Standard and IATA DGR and ICAO. The international transport and commodity inspection is used this standard at the moment (IMDG CODE),
Ocean shipping	According to International Maritime Dangerous Goods Code to transport and According to the requirements of UN NO 3480/3481 to management the goods.
Land transportation	According to List of Dangerous Goods (GB12268).
Avoid electrical shock	According to Standard for Electrical Safety in the Workplace, NFPA-70E.

16 Other Information

Charging and labeling

Charging	The battery can be recharged repeatedly. Please use the original battery charger. Do not use modified or damaged battery chargers. When the charge exceeds the prescribed charging time, the charge can be stopped to prevent the battery from overcharging. Charging temperature should be between 0 and 45 (32° F and 113° F). There is normal heating phenomenon in the process of battery charging.
Charging Voltages and Currents	When the voltage exceeds the specified value, it is limited by the internal protection circuit of the battery. If the protective circuit is damaged, please stop using it. Please charge and discharge under specified voltage and current. If the battery voltage drops below the specified minimum voltage, please stop using it.
Warning	Chargers provided by the equipment manufacturer shall be used and used in accordance with the operating guidelines. It is forbidden to open the battery, close to the source of fire, and short circuit, which may cause fire, explosion, leakage and personal injury.
Disposal	Disposal shall be carried out in accordance with the relevant regulations of the United Nations, the state and the local authorities.

Declaration

The information contained here is completed without any authorization. This information is only a reference. Users should customize an independent system based on the complete and reliable



Amperex Technology Limited

新能源科技有限公司

3503,Wharf Cable TV Tower, 9 Hoi Shing Road,Tsuen Wan,N.T, HongKong China

香港新界荃湾海盛路9号有线电视大楼35楼3号单元

Tel: 852-2498-0908 Fax: 852-2498-1101 <http://www.ATLbattery.com>

Issue: 2020-A

Doc No.: 2020-A-729

Issue Date: 4/28/2020

information they actually collect, so as to ensure the proper use and handling of the safety and health of employees and customers.

ATL confidential



Amperex Technology Limited

新能源科技有限公司

3503,Wharf Cable TV Tower, 9 Hoi Shing Road,Tsuen Wan,N.T, HongKong China

香港新界荃湾海盛路9号有线电视大楼35楼3号单元

Tel: 852-2498-0908 Fax: 852-2498-1101 http://www.ATLbattery.com

Issue: 2020-A

Doc No.: 2020-A-729

Issue Date: 4/28/2020

安全技术说明书(SDS)

1 产品及企业标识

产品标识

产品中文名称	锂离子电池
产品英文名称	Lithium Ion Battery
运输名称	锂离子电池
产品类型	可充电锂离子电池(2个电芯)
ATL 产品型号	EB-BT875ABY (2774B9)
ATL PN	GB-S02-2774B9-010H/L; GB-S02-2774B9-310H/L
UN 号	UN3480
额定容量	7.76Ah
额定电压	3.86V
瓦时数	29.95Wh
当量锂含量	2.33g
约计重量	g

安全技术说明书提供者信息

企业名称	新能源科技有限公司
企业地址	香港新界荃湾海盛路9号有线电视大楼35楼3号单元
邮编	999077
联系电话	852-2498-0908
传真	852-2498-1101
电子邮箱	ND-EHS-M@ATLBattery.com

企业应急电话

企业应急电话	+86 5932582999
--------	----------------

2 危险性概述

电池作为一个整体，在正确的使用下是不具有危险性。

爆炸危险性	该物品不属于爆炸危险品
易燃危险性	该物品不属于易燃危险品
氧化危险性	该物品不属于氧化危险品
毒害危险性	该物品不属于毒害危险品

ATL confidential



Issue: 2020-A

Doc No.: 2020-A-729

Issue Date: 4/28/2020

放射危险性	该物品不属于放射危险品
腐蚀危险性	该物品不属于腐蚀危险品
其他危险性	该物品为锂聚合物电池,瓦时率29.95Wh,属于IMDG CODE和IATA DGR中的第九类危险品

3 成分/组成信息

重要提示: 电池不能拆开或燃烧, 暴露电池中所在成分或燃烧产物是有害的。

组分	CAS No.	EC No.	含量百分比
钴酸锂	12190-79-3	235-362-0	15-40
丙酸乙酯	105-37-3	203-291-4	15-40
铜箔	7440-50-8	231-159-6	10-30
铝箔	7429-90-5	231-072-3	10-30
石墨	7782-42-5	231-955-3	7-25
碳酸乙烯酯	96-49-1	202-510-0	0-15
碳酸丙烯酯	108-32-7	203-572-1	0-15
六氟磷酸锂	21324-40-3	235-362-0	0-15
1,3 丙烷磺酸内酯	1120-71-4	214-317-9	0-1
隔离膜	9002-88-4	618-339-3	0-5

4 急救措施

急救措施描述

在常规条件下使用, 电池是密封的。

眼睛接触	电池里的成分可能会引起严重的过敏和化学烧伤。万一接触, 立刻翻开上下眼睑, 用清水冲洗眼睛 15 分钟以上, 直到没有化学物质残留。然后立刻就医。
皮肤接触	电池里的成分可能会引起皮肤过敏或化学烧伤。万一接触, 除去污染的衣物并用肥皂和水清洗皮肤, 如果发生化学烧伤或持续刺激, 立刻就医。
食入	摄入电池是有害的。电池的成分可以导致嘴、食道、胃肠道严重的化学烧伤, 如果摄入电池或拆开的电池, 不要诱导呕吐或吃食物或饮料。应立刻就医。
吸入	电池里的成分可能会引起呼吸道过敏, 吸入蒸汽可能引起上呼吸道和肺过敏。应马上呼吸新鲜空气并就医。

5 消防措施



灭火介质

合适的灭火介质	水或水雾、沙、灭火毯、干粉或二氧化碳灭火器
不合适的灭火介质	无

源于此物质或混合物的特别危害

1	在运输和测试过程中，可能发生电池（芯）跌落、挤压、刺破、金属短路、液体浸泡等危险因子，可能发生触电、起火风险；
2	如果在密闭空间，可能有气体爆炸风险。
3	事故泄露的液体，包括消防水处理不当有污染环境的风险。

物资准备和人员训练

物资准备

1	水雾灭火器：每500KWH用1个9升的水基型水雾灭火器或者2个6升的水基型水雾灭火器，可扑灭ABCE类火灾（固体、非易燃液体、气体、低于36KV的电气火灾）。或者携带电动喷雾器、手动喷雾器当水雾灭火器。车辆、货物上方可悬挂悬挂式水基灭火器。
2	防水用品：雨衣、雨靴、橡胶手套；保鲜膜；抹布。
3	个人保护用品（PPE）：口罩、高温手套、安全眼镜、半面罩。
4	排烟工具：每20米1个墙壁排烟风机，或移动排烟风机。车辆有通风孔。
5	防爆工具：保持敞开，如开放环境，车辆/设备不密闭。测试中一定要密闭设备，如高温炉、高低温冲击测试仪器等。设备上要放置直径200毫米、厚度8微米的铜箔当泄压膜。房间墙壁每20米要有1个风机，风机排量至少每小时5000立方米。
6	中和物资：每500KWH准备10公斤石灰粉末用于中和流出的电解液，电解液遇到水会按照重量的8%形成HF，要用碱性物资中和。
7	电压测量：万用表。物理密封住电流档，避免误操作仪表爆炸。

训练技能

1	开启风机或者移动风机排烟
2	穿戴防水用具后用水雾灭火器灭火，待电池晾干后，用万用表测量电压，测试电压正常后用保鲜膜缠绕绝缘，再运输处理
3	对泄漏的电解液以重量的8%比例洒石灰、或者NaOH粉末中和液体
4	会用万用表测试电压，特别留意别用错档位（要物理封闭电流挡），防仪表爆炸

灭火流程

1	发现电池冒烟或燃烧时立即报警；
---	-----------------



Issue: 2020-A

Doc No.: 2020-A-729

Issue Date: 4/28/2020

2	穿着防护用品，包括呼吸器、口罩，如果用水还应包括雨衣、雨鞋、绝缘手套等；
3	切断电源；
4	使用固体类灭火器材，推荐按以下顺序使用灭火器材：水或水雾、沙、灭火毯、干粉、二氧化碳灭火器；
5	通过风扇或空气流通排烟；
6	干燥、中和。通过风扇干燥，如果使用了水用氢氧化钙中和。



6 泄露应急处理

现场：将物质置于合适的容器中，然后向当地警方报警。

在水中：当电池组在水中时，有微弱电击的风险；在电解水时会产生氢气，必须保持通风以防止氢气集聚，防止氢气在密闭空间爆炸。如果可以，将电池或模组从水中拿出然后向当地警方报警。

7 操作处置与储存

电池和电池动力设备运输时，最主要的风险之一就是电池两极接触其他电池、金属物体或其他导体而引起的电池短路。因此，必须将包装好的电池（芯）和电池使用适当的方式隔开，以防止发生短路和电极破损。此外，电池和电池（芯）还必须包装在坚固的外包装内，或者安装在设备中。



操作注意事项

1	请勿对电池进行过度的物理冲击或振动。
2	应避免短路，虽然几秒钟的短路不会对电池造成严重的影响。长时间的短路会导致电池迅速失去能量，可以产生足够的热量将外壳烧着。
3	短路的来源包括将电池胡乱放在散装容器中、或在设备上进行电池装配时使用的各种金属物品。为了将电池短路的风险降低到最小，在电池运输和存储时，应该提供电池的保护措施。
4	不能将电池拆解或使电池变形。
5	电芯破裂时，不要将其接触到水。操作处理超过 50V 的电池组时，操作人员需要绝缘防护。

储存注意事项

1	当锂离子电池长时间储存时，其充电容量应在 25% 和 75% 之间。
2	应储存在干燥凉爽且通风较好的区域。
3	温度过高会导致电池发生一系列的问题，如泄漏或生锈。
4	请勿将电池置于明火中。

8 接触控制/个体防护

重要提示：锂电池正常处于密封状态，粉料无流动性，不会给接触人员带来危险性。非专业人员严禁私自拆解电芯/电池。

工程控制方法

远离热源和明火，存储于干燥凉爽的区域。

9 理化特性

理化特性

物料状态	固体
颜色	不适用
气味	无
闪电	不适用
在乙醇中的溶解度	不适用
沸点	不适用



Issue: 2020-A

Doc No.: 2020-A-729

Issue Date: 4/28/2020

在水中的溶解度	不适用
蒸气压力	不适用
爆炸极限	不适用
自燃性	不适用
熔点	不适用
凝固点	不适用

10 稳定性和反应活性

稳定性及反应活性

稳定性	在标准温度下稳定性很好。
反应作用	无
注意	不要接触到水或酸性物质。 分解后产物：如果电池的铝箔包装破损，那么就不要再接触强氧化剂、酸性物质和高温环境，且电解液可能挥发形成氟化氢。

11 毒理学资料

常规操作和使用时，不会产生有毒物质。

12 生态学资料

如果电池要报废，那么应当由专业公司进行挑选和处理。

13 废弃处置

不能直接将电池丢弃至下水道或直接排放到环境中，应当基于当地的法律法规进行回收和处理。

14 运输信息

空运要求

锂离子电池或电池（芯）应根据国际航空运输协会 IATA DGR 第 61 版相关要求进行运输。锂离子电池或电池（芯）按国际航空运输协会危险物品的规定，应依照下表要求进行包



装和装贴标签（如果电芯小于 20Wh，电池小于 100Wh 且包装满足 PI-965 第二部分的要求时，不属于危险物品）。

UN 号	运输品	功率	包装要求	需粘贴的标签
UN3480	锂离子电池	电池芯 > 20Wh 电池 > 100Wh	PI965 Section IA 每个包装件限量： 客机禁运 全货机 ≤ 35kg	第 9 类危险性标签-锂电池 仅限货机标签
		电池芯 ≤ 20Wh 电池 ≤ 100Wh	PI965 Section IB 包装件超过 Section II 限制 时使用 IB 每个包装件限量： 客机禁运 全货机 ≤ 10Kg	第 9 类危险性标签-锂电池 锂电池标记 仅限货机标签
		电池芯 ≤ 20Wh 电池 ≤ 100Wh	PI965 Section II 每个包装件限量： ≤ 2.7Wh = 2.5kg 或 电池芯 > 2.7Wh 且 ≤ 20Wh = 8 块电池芯 或 ≤ 100Wh = 2 块电池 客机禁运	锂电池标记 仅限货机标签
UN3481	锂离子电池安装在设备中	电池芯 > 20Wh 电池 > 100Wh	PI967 Section I 每个包装件限量： 客机 ≤ 5kg 全货机 ≤ 35kg	第 9 类危险性标签-锂电池
		电池芯 ≤ 20Wh 电池 ≤ 100Wh	PI967 Section II 每个包装件限量： 客机 ≤ 5kg 全货机 ≤ 5kg	锂电池标记
UN3481	锂离子电池与设备包装在一起	电池芯 > 20Wh 电池 > 100Wh	PI966 Section I 每个包装件限量： 客机 ≤ 5kg 全货机 ≤ 35kg	第 9 类危险性标签-锂电池
		电池芯 ≤ 20Wh 电池 ≤ 100Wh	PI966 Section II 每个包装件限量： 客机 ≤ 5kg 全货机 ≤ 5kg	锂电池标记



注意事项

1	如果电芯或电池的电荷载量大于 30%的荷电容量上限，需要获得原产地和运营商主管当局批准。
2	符合包装说明 PI965 第 II 节规定的包装件在提供给运营人之前，必须单独封装，而不能与其他货物混装。
3	符合包装说明 PI965 要求的锂电芯和电池货物不得与其它危险品装入同一个外包装中。
4	禁止锂离子电池（UN 3480, PI965 Section IA or IB）与包括第 1 类爆炸物质（除第 1.4 类弹药）、第 2.1 类易燃气体、第 3 类易燃液体、第 4.1 类易燃固体、第 5.1 类氧化剂等危险品货物包装在同一个外包装中。
5	不能损坏或错误处理电芯，如果电芯损坏，必须隔离、检查和重新包装。
6	禁止运输被厂商确定为出于安全原因的缺陷，或已损坏，有潜在产生发热、着火或短路危险的电芯和电池；
7	废锂电池和锂电池被运往回收或处理，禁止空运除非经起源国相关的国家机关批准。
8	锂离子电池需经过 UN38.3 测试，如果未通过该测试，则不能运输，需重新设计。

海运要求

运输参考《国际海运危险货物规则》(第 39-18 版)，按 UN NO 3480/3481 的要求管理，采用第二类包装。安装牢固，互相隔离，防止短路，装有多于 24 个锂电池或 12 个锂电池组的包件：须标记说明破损时遵守的特殊程序；随船备有一份破损时遵守的特殊程序说明文件。

《国际海运危险货物规则》(第 39-18 版)188 条规定：对于锂离子电芯，瓦特-小时的额值不超过 20Wh，不作为危险货物运输。对于锂离子电池（组）瓦特-小时比率不超过 100Wh 的不作为危险货物运输，但需在外壳标明及瓦特-小时值。除装在设备中外，电池和电池组须装在完全将其密封的内包装箱内，电池或电池组须加以防护以免发生短路。

《国际海运危险货物规则》(第 39-18 版)230 条规定：电池或电池组的类型应满足联合国《实验和标准手册》第三部分第 38.3 小节的每项试验要求。

获取更多信息，请拨打联系电话： +86-769-88989338。

15 法规信息

法规信息	见 ACGIH 第三部分规定暴露限值信息。
美国	本物质安全数据资料符合 OSHAS 相关要求。



Issue: 2020-A

Doc No.: 2020-A-729

Issue Date: 4/28/2020

国际	本物质安全数据资料符合欧盟（联合国），国际标准化组织（ISO）和国际劳工组织（ILO）和美国（美国国家标准协会）标准 Z400.1-2010。
空运	参考民航行业规范 MH/T1020-2018《锂电池航空运输规范》与 IATA DGR、ICAO 的要求是一致的。目前国际运输及商检都是采用的这个标准
海运	运输参考《国际海运危险货物规则》，按 UN NO 3480/3481 的要求管理。
陆运	参考《危险物品名表》（GB12268-2012）
防触电	参照工作场所电气安全标准 NFPA-70E

16 其他信息

其他信息

充电	本电池可多次重复充电。请使用原装电池充电器。不要使用改装或损坏的电池充电器。当充电超过规定的充电时间可停止充电，来防止电池过充。充电温度应在 0℃-45℃，电池充电过程中有正常的发热现象。
充电电压和电流	当电压超过规定的值后受到电池内部保护电路限制。如果出现保护电路受损情况，请停止使用。请在规定的电压和电流下充、放电。如果电池的电压下降到低于规定的最低电压时，请停止使用。
警告	应使用设备制造商提供的充电器并按操作指南使用。禁止将电池打开，靠近火源，以及短路，可能引起着火、爆炸、泄漏造成人身伤害。
处置	依照联合国、国家、地方相应规程进行处置。

声明

这里包含的信息是没有任何授权下完成的。该信息只作为一个参考，使用者应该根据自己实际搜集的完整可靠的信息来定制独立的体系，从而确保能够适当的使用并处理员工和顾客的安全及健康。